



Grow Your Own Fruit & Veg For The Market!

Make learning about healthy food, fun! Children can discover where fruit and vegetables grow

Share your masterpiece by tagging us:



hapeUK



hape_uk

Learning Benefits

3-5
years

Learning Benefits



Fine motor
skills



Emotional
development



Creative
development



Language
skills



You will need:



Scissors



Colouring
Pencils




1h 30min

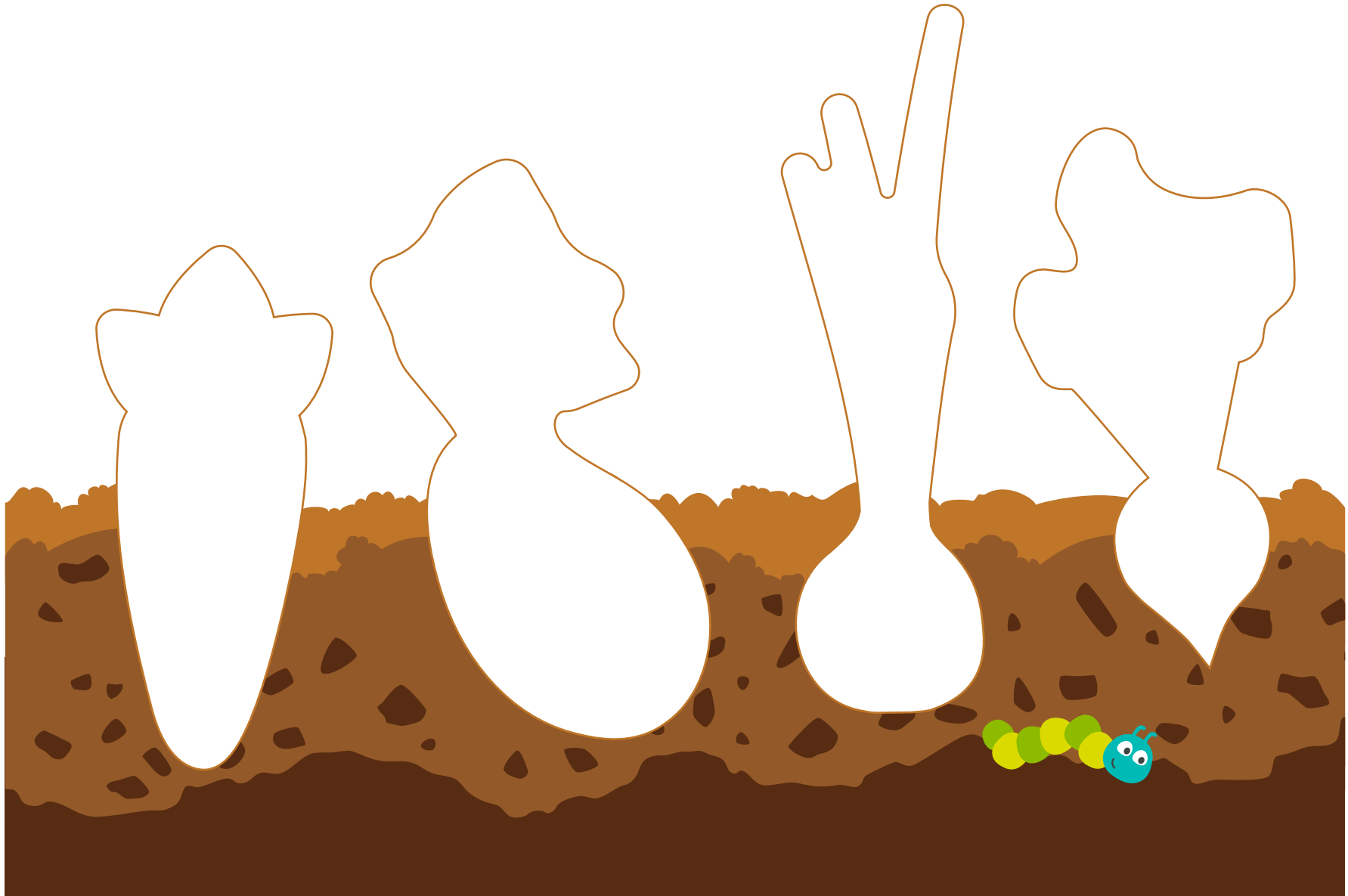
Fruit tree




Vegetables beds










— Cut







Instructions:

1. Print the fruit tree and vegetable beds to show where different foods grow
2. Print the fruits, vegetables and farmer - either blank or coloured versions
 - a. If you chose blank, colour them in before completing the next step.
3. Cut out all the pieces carefully and match them either in the vegetable or on the fruit tree, to teach children where different foods grow.
4. Print the fruit & vegetable market to set up a pretend market at home.
Take turns being the farmer, shopkeeper or customer to make learning even more fun.

