



Crée ton propre char à voile!

Partagez votre chef d'œuvre en nous taguant:



4-6 ans

Compétences



Problem solving




Language skills



Emotional development



Creative development



Thème:



Énergie renouvelable



DIY Activités




Énergie éolienne Char à voile

AIDE D'UN
ADULTE

Vous aurez besoin de:


CARTON



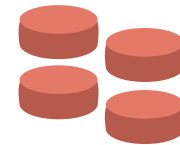
**RUBAN
ADHÉSIF**




MARQUEURS



**BOUCHONS DE
BOUTEILLE**




PAILLES



CURE-DENTS

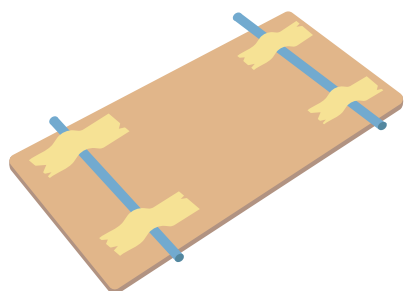


PAPIER




Étape par étape:

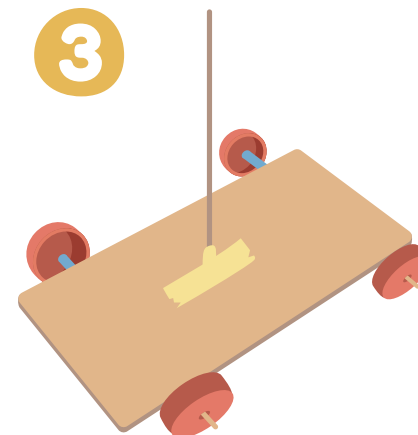
1



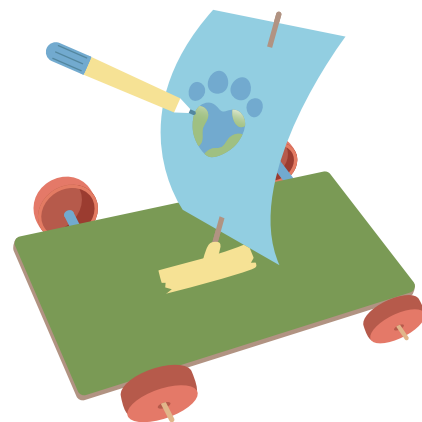
2



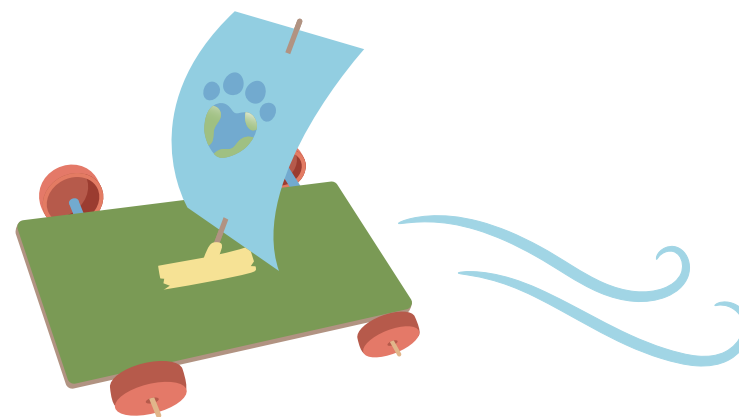
3



4



5



Place ton char à voile devant un ventilateur ou souffle simplement pour qu'il avance!