



Baue dein eigenes windgetriebenes Auto!

Teile dein Meisterwerk mit uns,
indem du uns markierst:



4-6
Jahre

Lernvorteile



Problem
solving




Language
skills



Emotional
development



Creative
development



Thema:



Erneuerbare
Energie



DIY
Aktivitäten




Windkraft Windgetriebenes Auto

MIT HILFE
DER
ELTERN

WAS DU BRAUCHST:


PAPPE




KLEBEBAND




FILZSTIFTE



FLASCHEDECKEL




STROHHALME



SCHASCHLIK-
SPIESSE

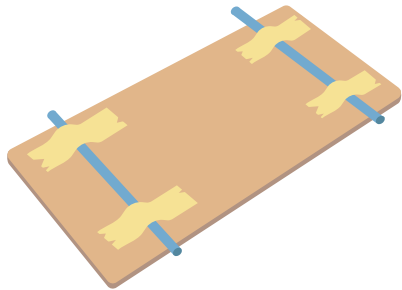


PAPIER

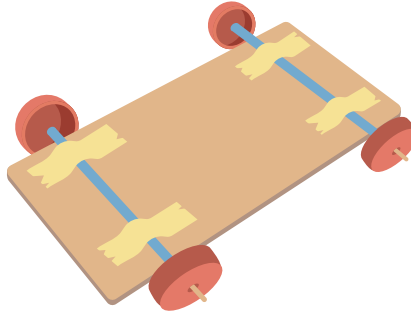


Schritt für Schritt:

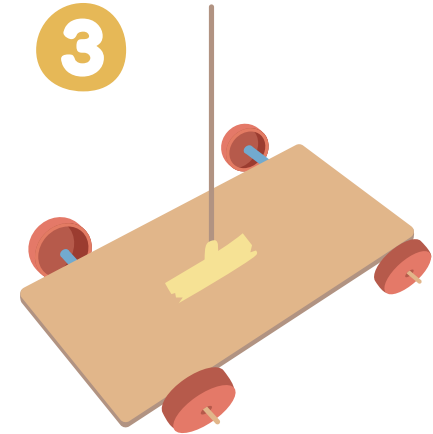
1



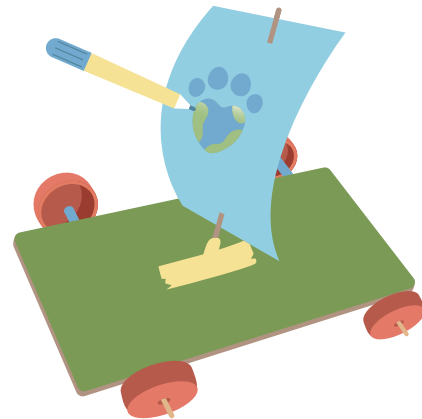
2



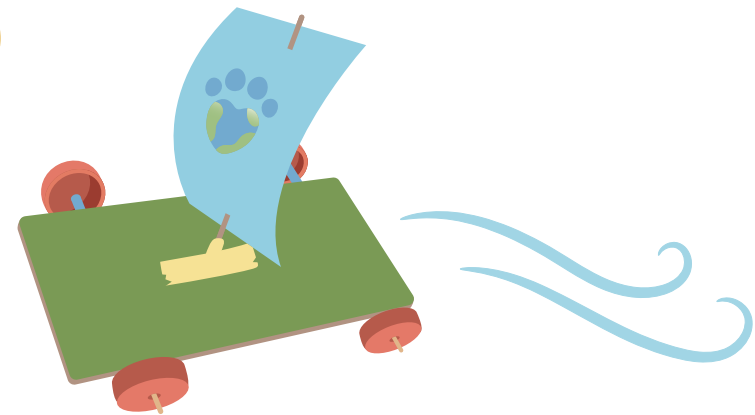
3



4



5



Stelle dein Auto vor ein Gebläse oder puste einfach gegen das Segel und beobachte, wie es losfährt!