



# Foldable Cityscape Activity

With 2 ways to play, mini crafters can colour and customise their unique cityscape or use our pre-coloured pages.

Share your masterpiece by tagging us:



hapeUK



hape\_uk

3-6  
years



Learning Benefits



Creative development



Fine motor skills



Problem solving

You will need:



Scissors



Glue



Colouring Pencils




1h 30min



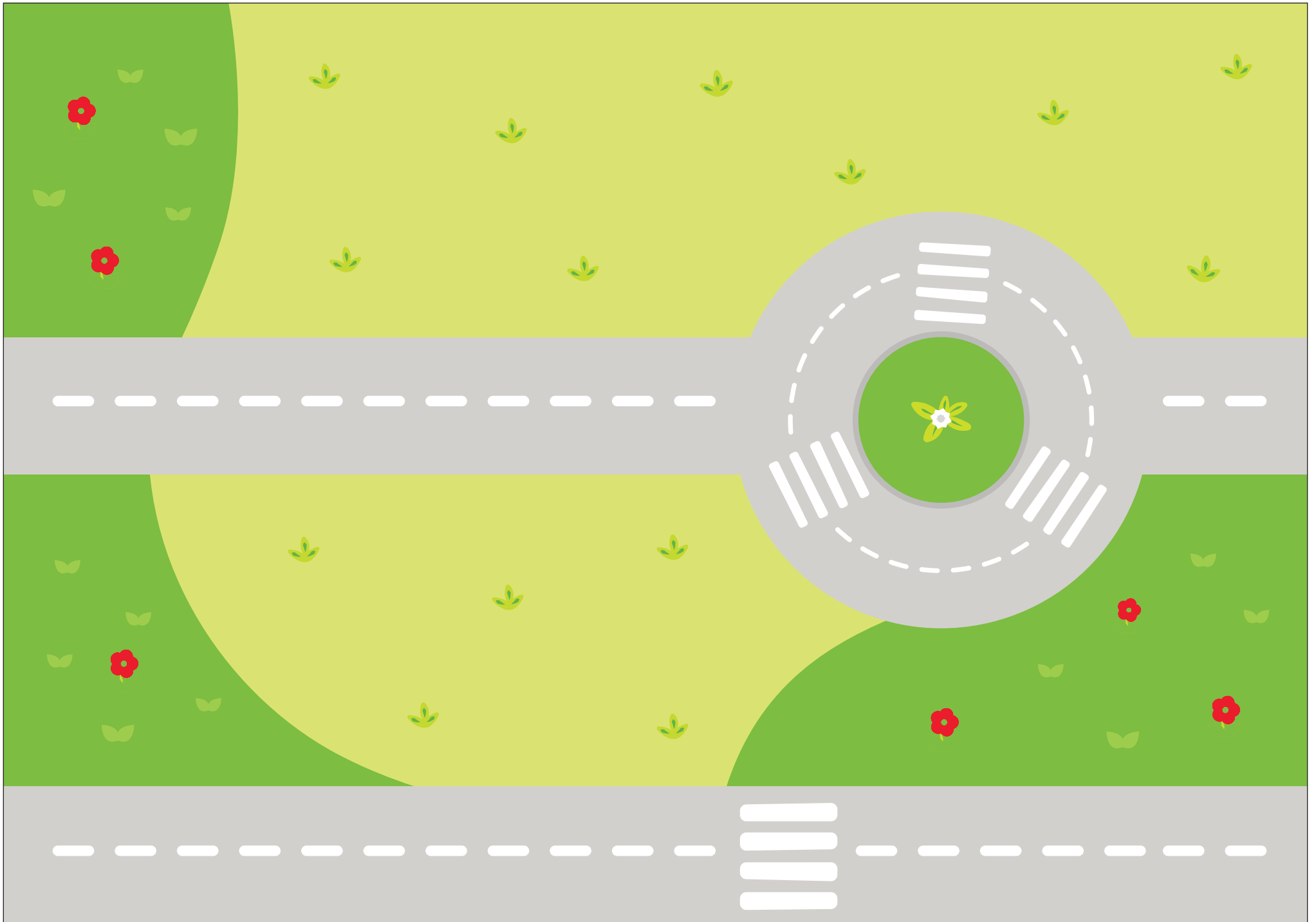


— Cut

..... Fold






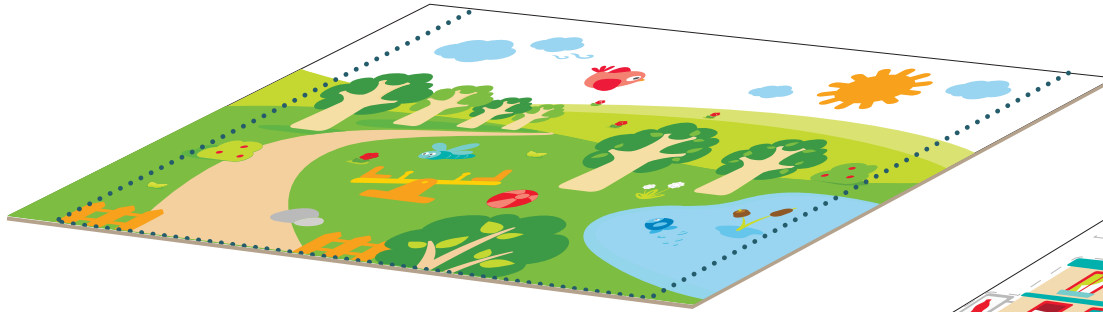


— Cut

..... Fold



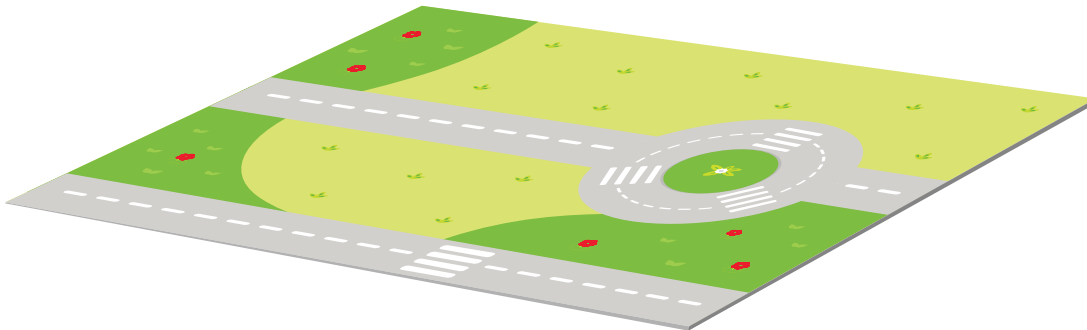
**1** City background




**2** City life



**3** City base







## Instructions:

### **Activity A:**

1. Print city background, colour in the unfinished areas and fold along the dotted lines.
2. Print the city base and colour in the unfinished areas.
3. Print city life page, colour in the unfinished areas, cut out the characters and objects and fold along the dotted lines.
4. Assemble the cityscape as indicated on page 9, using the characters and objects to create your own stories.

### **Activity B:**

1. Print city background and fold along the dotted lines.
2. Print the city base.
3. Print city life page, cut out the characters and objects and fold along the dotted lines.
4. Assemble the cityscape as indicated on page 9, using the characters and objects to create your own stories.