



Nature Play at Home

These friendly nature critters are ready for some wing-flapping fun!

Share your masterpiece by tagging us:



hapeUK



hape_uk

4-6
years



Learning Benefits



Creative development



Fine motor skills



Problem solving

You will need:



Scissors



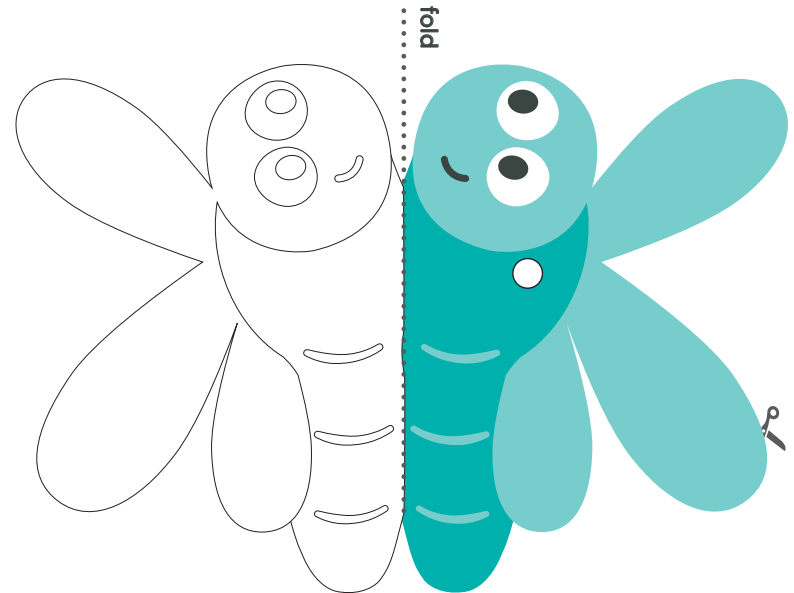



String




Colouring Pencils



1h 30min






— Cut
□ Colour
..... Fold



- Cut
- Colour
- Fold

fold



Instructions:

1. Print the nature critters and colour them in.
2. Cut them out where indicated.
3. Fold each critter in half and insert the string inside the provided hole.
4. Print and cut out the bush, colouring the unfinished area.
5. Use the string to attach the nature figures to the bush (page 2/3).