



Love Play Learn

Have fun with your kids!

Here a digital gift for you and your little ones.
Print, cut and play!

And do not forget to share a picture of the moments spent together, tag us on socials or use **#hapetoys**

This monthly digital gift is inspired by our

[Product Name - MONSTER MATH SCALE](#)

Discover more on www.hape.com

What do you need?



Scissors



Glue



60 Minutes



Game Rules

Print, cut, assemble and play!

1- Step

Roll the dices

2 - Step

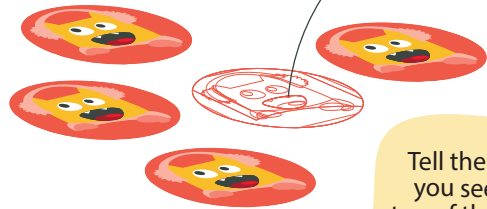
First level:
Find the number/color cards and put them on the monster table
Second level:
child can learn to say amount of addition.

3 - Step

If you put the right numbers/colors you win a "happy monster"

Player who collect 5x "happy monsters" wins!


Player one
"happy monsters"
5x cards



Tell the number you see on the top of the first dice



Number/color cards



Player two
"happy monsters"
5x cards

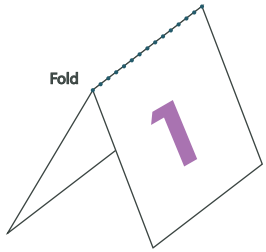


1_Print the color/ number cards on a paper sheet and cut them out

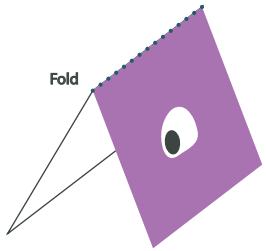
Print, cut, assemble and play!

2_Fold color/number cards

Example_Right side



Example_Left side



— Cut
..... Hill-fold

Suggested template for 3Y+ kids

Print, cut, assemble and play!

1_ Print the "color/number monsters game" first dice on a paper sheet and cut it out

2_ Glue the dice where indicated

Dice 1:



Suggested template for 3Y+ kids

Print, cut, assemble and play!

1_ Print the "color/number monsters game" second dice on a paper sheet and cut it out

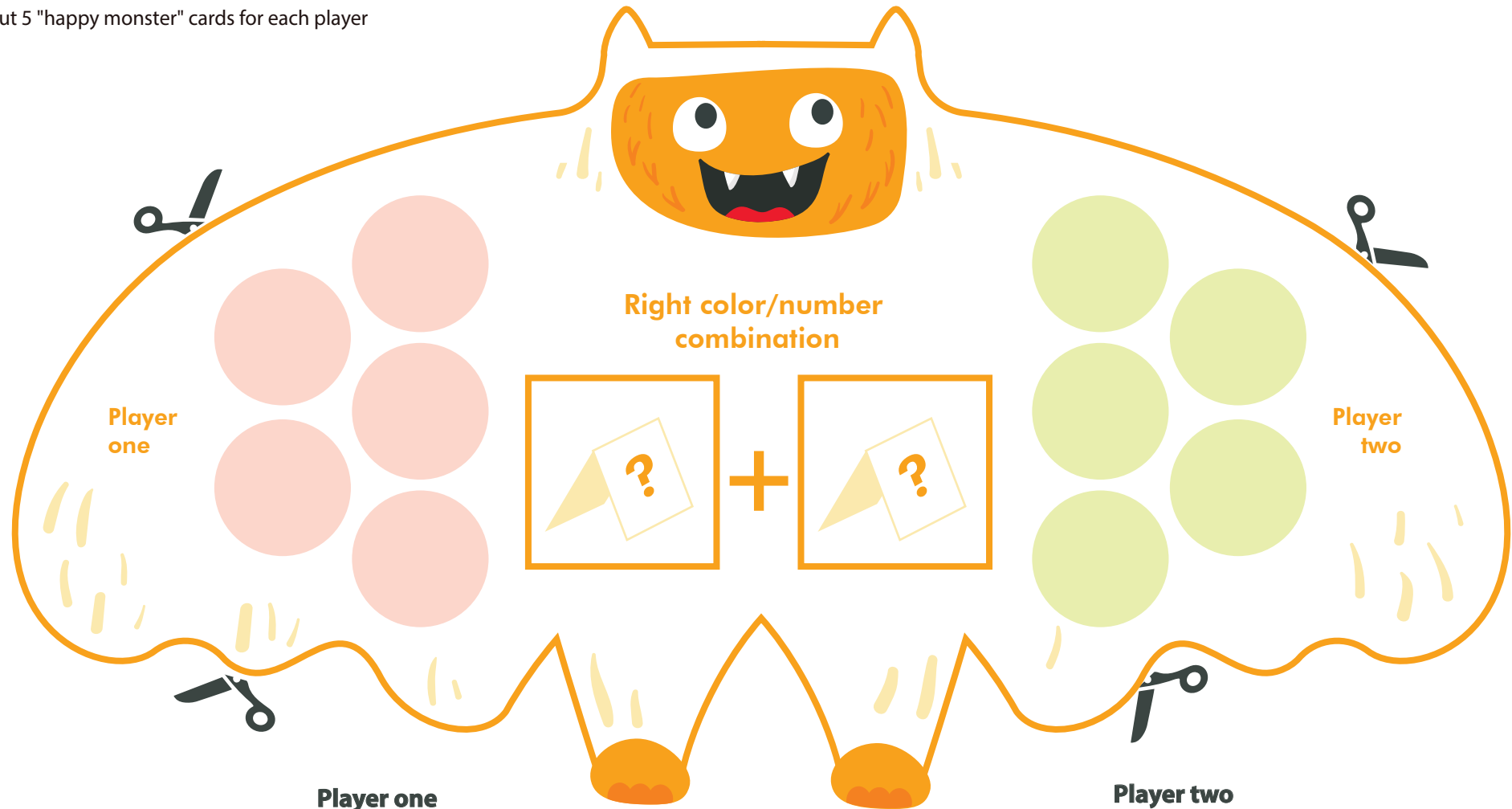
2_ Glue the dice where indicated

Dice 2:



- 1_ Print the monster table on a paper sheet and cut it out
- 2_ Cut out 5 "happy monster" cards for each player

Print, cut, assemble and play!





Right color/number combination

Player one

Player two

Player one
5x monsters cards

Player two
5x monsters cards



— Cut

Suggested template for 3Y+ kids

Find the correct number or color cards

Print, cut, assemble and play!

