



# Finger Puppets

Enjoy winter afternoons together creating festive finger friends!

Share your masterpiece by tagging us:



3-6  
years

Learning Benefits



Creative development



Fine motor skills



Language skills



Social skills



You will need:



Scissors



Tape



Colouring Pencils


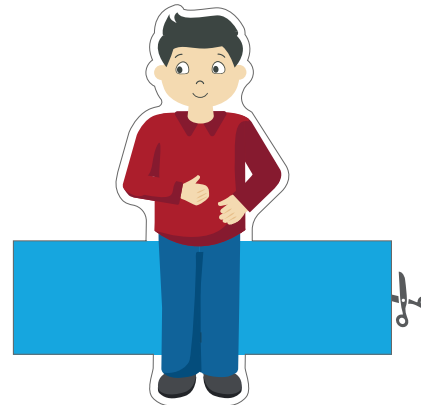





1h 30min

## Instructions:

1. Print out the elf, Santa, mom and dad finger puppets.
2. Colour them using your creativity and favourite coloured pencils.
3. Under adult supervision, cut out puppets where indicated.
4. Wrap the band around a finger and secure the ends with a piece of tape.
5. Use your imagination to act out your own festive stories!

Print, cut, assemble and play!








— Cut  
□ Colour

## Instructions:

1. Print out the snowman, Christmas tree, girl and boy finger puppets.
2. Colour them using your creativity and favourite coloured pencils.
3. Under adult supervision, cut out puppets where indicated.
4. Wrap the band around a finger and secure the ends with a piece of tape.
5. Use your imagination to act out your own festive stories!

Print, cut, assemble and play!



Wrap the band around a finger and secure the ends with a piece of tape. If the band is too long for smaller fingers, cut the ends to make it shorter.

